


LAMAR COUNTY
INVESTMENT REPORT
OCTOBER 1 – DECEMBER 31, 2019



Commissioners Court
JANUARY 27, 2020

Lamar County Treasurer
Nicki Bridgers

LAMAR COUNTY DEPOSITORY ACCOUNTS INTEREST EARNED

ACCOUNT:	OCTOBER		NOVEMBER		DECEMBER	
	ENDING BALANCE	INTEREST EARNED	ENDING BALANCE	INTEREST EARNED	ENDING BALANCE	INTEREST EARNED
GENERAL-OPERATING	\$1,793,426.46	\$2163.84	\$1,032,247.27	\$1836.79	\$2,061,043.99	\$2060.58
CONSTABLE PCT 1 FORFEITURE	\$5.25	.01	\$5.26	.01	\$5.27	.01
CONSTABLE PCT 4 FORFEITURE	\$181.29	.25	\$181.52	.23	\$181.75	.23
UNCLAIMED PROPERTY	\$2812.29	\$3.93	\$2815.92	\$3.63	\$2819.54	\$3.62
ATTORNEY PRE-FORFEITURE	\$40,502.01	\$55.60	\$40,554.36	\$52.35	\$39,813.89	\$51.53
CO. ATTORNEY POST-FORFEITURE	\$25,735.20	\$37.43	\$26,223.64	\$33.44	\$23,402.53	\$32.38
COUNTY ATTORNEY HOT CHECK	\$20,847.73	\$30.62	\$20,267.77	\$26.76	\$20,474.68	\$26.05
SHERIFF POST-FORFEITURE	\$23,533.37	\$32.85	\$22,508.51	\$30.14	\$25,138.64	\$30.13
CO 2016	\$275,908.86	\$385.12	\$276,265.47	\$356.61	\$276,620.32	\$354.85
TOTALS	\$2,182,952.46	\$2709.65	\$1,421,069.72	\$2339.96	\$2,449,500.61	\$2559.38

LAMAR COUNTY
VERITEX BANK CD ACCOUNTS
INVESTMENT ACTIVITY FOR QUARTER ENDING 12-31-2019

CD ACCT # FUND	INT. RATE	PURCHASE/ DATE / DATE	MATURE DATE	BEGINNING BALANCE	EARLY W/D FEE	WITHDRAWLS	INTEREST EARNED	QTR. ENDING BALANCE	CURRENT CASH VALUE
R&B/7784	2.550%	11/21/2013	11-21-2019	\$1,019,199.52	\$1445.78	\$1,017,753.74		0	0
GENERAL/7323	2.550%	02/18/2011	05-18-2020	\$1,006,429.65			\$6468.72	\$1,012,898.37	\$1,010,219.67
GENERAL/9803	2.500%	06/03/2013	06-03-2020	\$503,150.68			\$3136.08	\$506,286.76	\$504,452.95
GENERAL/7768	2.550%	11/21/2013	11-21-2019	\$1,019,199.52	\$1944.21	\$1,017,255.31		0	0
GENERAL/9531	2.550%	01/23/2014	01-23-2020	\$1,012,685.18			\$6508.93	\$1,019,194.11	\$1,018,389.14
GENERAL/5141	2.550%	01/23/2015	01-23-2020	\$2,025,370.36			\$13,017.86	\$2,038,388.22	\$2,036,778.29
GENERAL/0003	2.600%	02/19/2016	02-19-2020	\$1,012,935.85			\$6638.20	\$1,019,574.05	\$1,016,794.45
GENERAL/6822	2.600%	02/12/2015	02-12-2020	\$1,012,935.85			\$6638.20	\$1,019,574.05	\$1,017,302.84
GENERAL/0048	2.600%	02/08/2017	02-08-2020	\$1,012,938.16			\$6638.21	\$1,019,576.37	\$1,017,595.68
GENERAL/0049	2.600%	02/08/2017	02-08-2020	\$1,012,938.16			\$6638.21	\$1,019,576.37	\$1,017,595.68
GENERAL/0050	2.600%	02/08/2017	02-08-2020	\$1,012,938.16			\$6638.21	\$1,019,576.37	\$1,017,595.68
GENERAL/0143	2.600%	02/06/2019	02-06-2020	\$1,012,934.70			\$6638.19	\$1,019,572.89	\$1,017,737.44
GENERAL/0144	2.600%	02/06/2019	02-06-2020	\$1,012,934.70			\$6638.19	\$1,019,572.89	\$1,017,737.44
TOTAL INVESTMENTS				\$13,676,590.49	\$3389.99	\$2,035,009.05	\$75,599.00	\$11,713,790.45	\$11,692,199.26

INVESTMENT POSITION 3 YEAR COMPARISON

	12/31/2017	12/31/2018	12/31/2019
CD'S	\$12,550,688.51	\$12,613,769.56	\$11,713,790.45
TEXPOOL	\$37,039.79	\$37,717.68	\$38,552.04
TOTALS	\$12,587,728.30	\$12,651,487.24	\$11,752,342.49

FOURTH QUARTER 2019
LAMAR COUNTY
TEXPOOL INVESTMENT ACCOUNTS

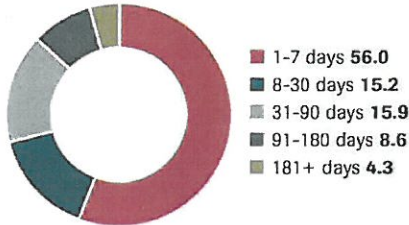
TEXPOOL SUMMARY		OCTOBER 1ST THROUGH DECEMBER 31, 2019						PORTFOLIO VALUE			
FUND	BEGINNING BALANCE	TOTAL DEPOSITS	TOTAL WITHDRAWALS	MONTH TO DATE INTEREST	YEAR TO DATE INTEREST	ENDING BALANCE	MARKET VALUE ON 10-01-19	SHARE PRICE ON 12-31-19	SHARES OWNED ON 12-31-19	MARKET VALUE ON 12-31-19	
GENERAL											
OCTOBER	\$34,277.92	0	0	\$55.61	\$652.00	\$34,333.53	\$34,277.92				
NOVEMBER	\$34,333.53	0	0	\$47.34	\$699.34	\$34,380.87					
DECEMBER	\$34,380.87	0	0	\$47.36	\$746.70	\$34,428.23		\$1.00	34,428,230	\$34,428.23	
RD&BRIDGE											
OCTOBER	\$910.81	0	0	\$1.55	\$17.42	\$912.36	\$910.81				
NOVEMBER	\$912.36	0	0	\$1.20	\$18.62	\$913.56					
DECEMBER	\$913.56	0	0	\$1.24	\$19.86	\$914.80		\$1.00	914.800	\$914.80	
CO. CLERK RECORD MANAG.											
OCTOBER	\$139.45	0	0	.31	\$3.04	\$139.76	\$139.45				
NOVEMBER	\$139.76	0	0	.30	\$3.34	\$140.06					
DECEMBER	\$140.06	0	0	.31	\$3.65	\$140.37		\$1.00	140.370	\$140.37	
E & J											
OCTOBER	\$780.26	0	0	\$1.24	\$14.82	\$781.50	\$780.26				
NOVEMBER	\$781.50	0	0	\$1.20	\$16.02	\$782.70					
DECEMBER	\$782.70	0	0	\$1.04	\$17.06	\$783.74		\$1.00	783.740	\$783.74	

FUND	BEGINNING BALANCE	TOTAL DEPOSITS	TOTAL WITHDRAWALS	MONTH TO DATE INTEREST	YEAR TO DATE INTEREST	ENDING BALANCE	MARKET VALUE ON 10-01-19	SHARE PRICE ON 12-31-19	SHARES OWNED ON 12-31-19	MARKET VALUE ON 12-31-19
CO. RECORD MANAG.										
OCTOBER	\$1191.85	0	0	\$1.88	\$23.12	\$1193.73	\$1191.85			
NOVEMBER	\$1193.73	0	0	\$1.57	\$24.69	\$1195.30				
DECEMBER	\$1195.30	0	0	\$1.57	\$26.26	\$1196.87		\$1.00	1196.870	\$1196.87
REF. BOND SERIES										
OCTOBER	\$596.23	0	0	.93	\$11.65	\$597.16	\$596.23			
NOVEMBER	\$597.16	0	0	.90	\$12.55	\$598.06				
DECEMBER	\$598.06	0	0	.93	\$13.48	\$598.99		\$1.00	598.990	\$598.99
CIHC										
OCTOBER	\$67.74	0	0	0	.01	\$67.74	\$67.74			
NOVEMBER	\$67.74	0	0	0	.01	\$67.74				
DECEMBER	\$67.74	0	0	0	.01	\$67.74		\$1.00	67.740	\$67.74
COURTHOUSE SECURITY										
OCTOBER	\$51.86	0	0	0	0	\$51.86	\$51.86			
NOVEMBER	\$51.86	0	0	0	0	\$51.86				
DECEMBER	\$51.86	0	0	0	0	\$51.86		\$1.00	51.860	\$51.86
PERM. IMPROV										
OCTOBER	\$367.60	0	0	.62	\$6.12	\$368.22	\$367.60			
NOVEMBER	\$368.22	0	0	.60	\$6.72	\$368.82				
DECEMBER	\$368.82	0	0	.62	\$7.34	\$369.44		\$1.00	369.440	\$369.44



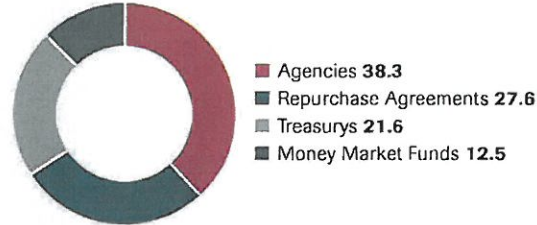
Portfolio by Maturity (%)

As of December 31, 2019



Portfolio by Type of Investment (%)

As of December 31, 2019



Portfolio Asset Summary as of December 31, 2019

	Book Value	Market Value
Uninvested Balance	\$180.73	\$180.73
Receivable for Investments Sold	0.00	0.00
Accrual of Interest Income	25,152,615.77	25,152,615.77
Interest and Management Fees Payable	-30,366,104.99	-30,366,104.99
Payable for Investments Purchased	0.00	0.00
Accrued Expenses & Taxes	-27,024.55	-27,024.55
Repurchase Agreements	6,491,418,000.00	6,491,418,000.00
Mutual Fund Investments	2,944,074,000.00	2,944,074,000.00
Government Securities	8,975,486,761.86	8,975,276,753.18
U.S. Treasury Inflation Protected Securities	1,065,192,219.98	1,065,228,121.10
US Treasury Bills	2,457,567,349.61	2,458,392,524.90
US Treasury Notes	1,559,329,798.84	1,560,227,943.12
Total	\$23,487,827,797.25	\$23,489,377,009.26

Market value of collateral supporting the Repurchase Agreements is at least 102% of the Book Value. The portfolio is managed by Federated Investment Counseling and the assets are safe kept in a separate custodial account at State Street Bank in the name of TexPool. The only source of payment to the Participants is the assets of TexPool. There is no secondary source of payment for the pool such as insurance or State guarantee. Should you require a copy of the portfolio, please contact TexPool Participant Services.

Participant Summary

	Number of Participants	Balance
School District	597	\$7,645,463,366.65
Higher Education	59	\$1,073,552,402.20
Healthcare	86	\$964,441,108.84
Utility District	828	\$2,991,260,496.29
City	474	\$6,537,525,788.09
County	187	\$2,274,332,524.79
Other	364	\$2,001,024,325.88

**Definition of Weighted Average Maturity and Weighted Average Life

WAM is the mean average of the periods of time remaining until the securities held in TexPool (a) are scheduled to be repaid, (b) would be repaid upon a demand by TexPool, or (c) are scheduled to have their interest rate readjusted to reflect current market rates. Securities with adjustable rates payable upon demand are treated as maturing on the earlier of the two dates set forth in (b) and (c) if their scheduled maturity is 397 days or less; and the later of the two dates set forth in (b) and (c) if their scheduled maturity is more than 397 days. The mean is weighted based on the percentage of the amortized cost of the portfolio invested in each period.

WAL is calculated in the same manner as WAM, but is based solely on the periods of time remaining until the securities held in TexPool (a) are scheduled to be repaid or (b) would be repaid upon a demand by TexPool, without reference to when interest rates of securities within TexPool are scheduled to be readjusted.

The Public Investment Act, Chapter 2256.023 of the Texas Government Code requires the Investment Officer of each local government to submit to its governing body a quarterly report of investment transactions. The Lamar County Treasurer has compiled information to comply with the reporting requirements. Attached is the detailed Investment Report for the period of October 1st – December 31, 2019.

The investment strategy for all funds for the 4rd quarter of the 2019 calendar year is that of the investment pool in TexPool and CD's invested with Veritex/Green Bank.

I Nicki Bridgers, Lamar County Treasurer and Investment Officer have prepared the attached Investment Report for the Lamar County Commissioners' Court and state that the report is true and correct.

Lamar County Treasurer



We the undersigned County Judge and Commissioners for Lamar County Texas hereby certify that we have this date made an examination of the County Treasurer's Quarterly Investment Report and have found the same to be correct and in due order.

Witness our hands officially this the 27th Day of January 2020


County Judge



Commissioner Pct. 1




Commissioner Pct. 2



Commissioner Pct. 3



Commissioner Pct. 4



Filed for record this the 27th day of January 2020

County Clerk

